

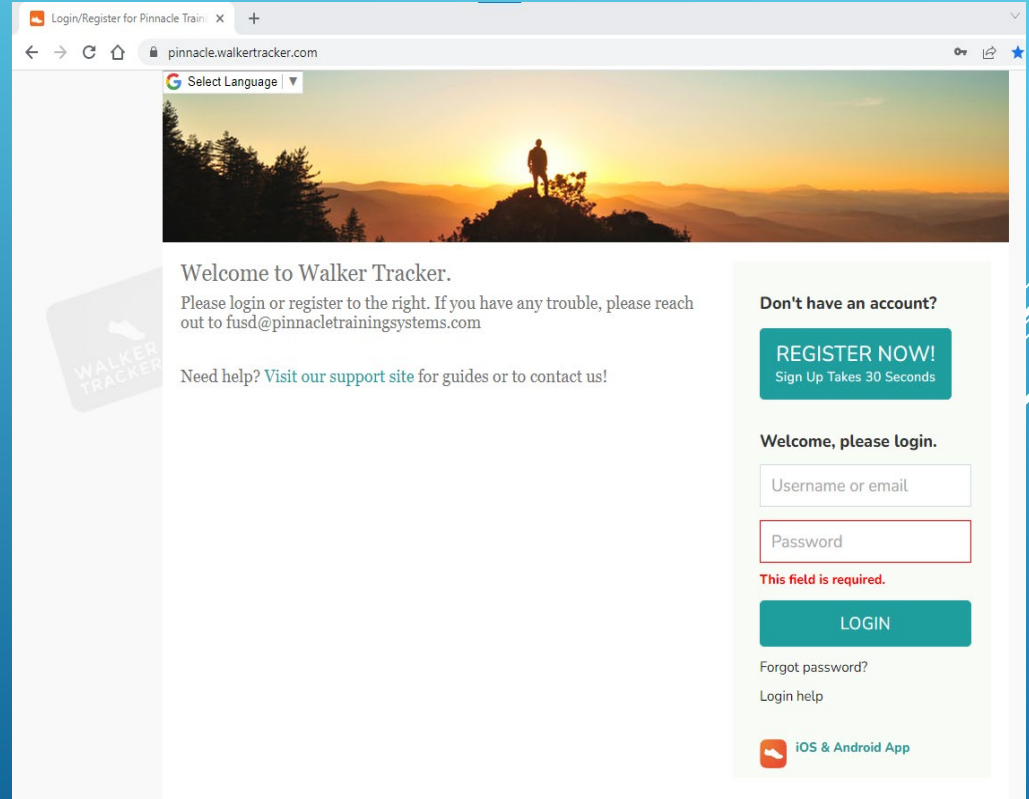
HOW TO REGISTER FOR THE CHALLENGES ON WALKERTRACKER



HOW TO REGISTER USING YOUR COMPUTER

STEP 1: GO TO PINNACLE.WALKERTRACKER.COM

Once you are on the website,
please click on "register now"



The screenshot shows a web browser window with the URL `pinnacle.walkertracker.com`. The page features a header with a "Select Language" dropdown and a large hero image of a person on a mountain peak at sunset. Below the image, the text reads "Welcome to Walker Tracker. Please login or register to the right. If you have any trouble, please reach out to fusd@pinnacletrainingsystems.com". A "Need help? Visit our support site for guides or to contact us!" link is also present. On the right side, there is a registration section titled "Don't have an account?" with a prominent "REGISTER NOW!" button (labeled "Sign Up Takes 30 Seconds") and a login section titled "Welcome, please login." with input fields for "Username or email" and "Password", a "LOGIN" button, and links for "Forgot password?" and "Login help". At the bottom right, there is a link for the "iOS & Android App".

STEP 2: FILL OUT THE FOLLOWING FORM

Please fill out the following form
with your information.

Sign up

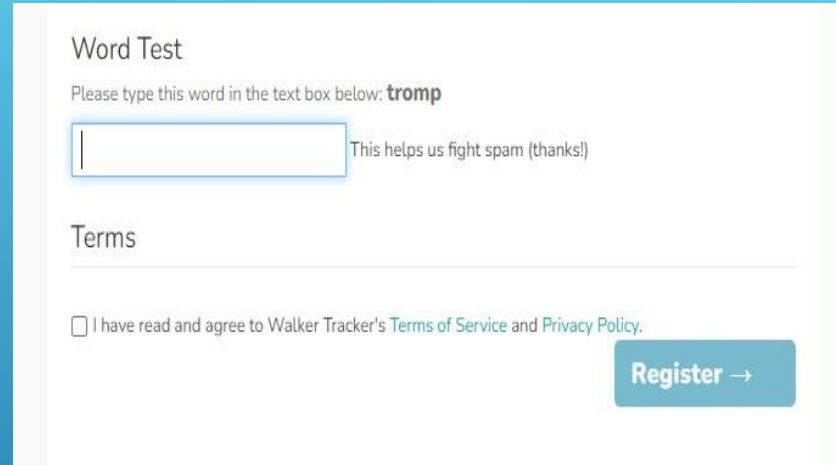
Fill out these fields and you're in!

- Name
Please enter your first and last name
- Username
Please choose a screen name between 5 and 25 characters, without punctuation
 Too short.
- Password
Enter a password

This field is required.
- Email
Enter a valid email address

STEP 3: FINAL REGISTERING STEP

Once you complete step 2 (filling out the form with all your personal information). Before you click “REGISTER” please make sure to type the corresponding word into the text box (This word will be different for each participant registering).



Word Test

Please type this word in the text box below: **tromp**

This helps us fight spam (thanks!)

Terms

I have read and agree to Walker Tracker's Terms of Service and Privacy Policy.

[Register →](#)

HOW TO JOIN THE CHALLENGE ON
THE WEBSITE:

STEP 1: ON YOUR STATS PAGE YOU WILL SEE A TAB TITLED "CHALLENGE", PLEASE CLICK ON THAT TAB.

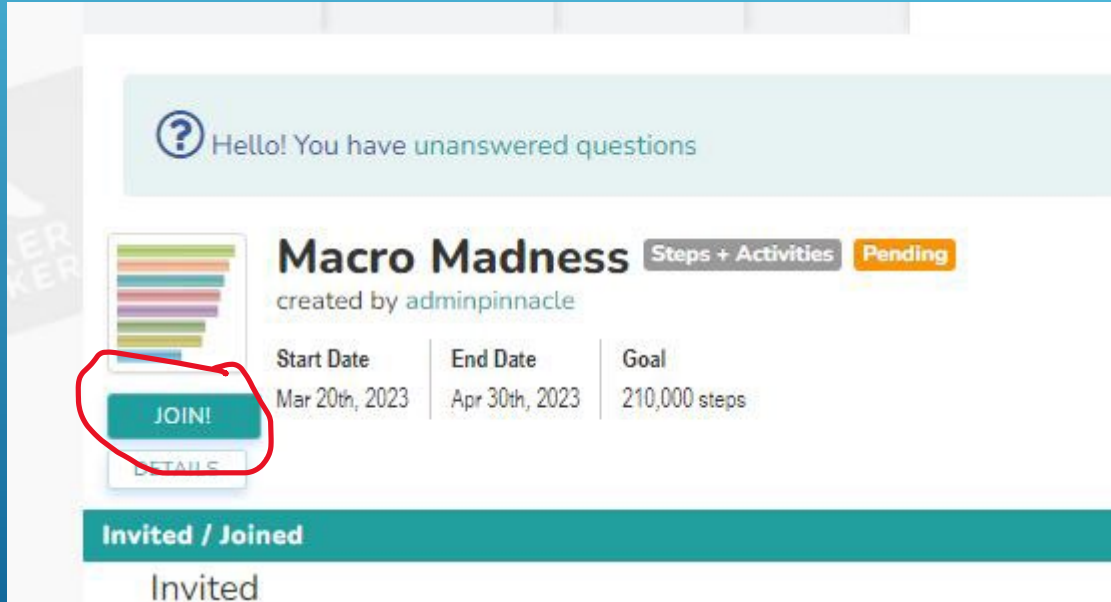
The screenshot displays a navigation bar with the following tabs: YOUR STATS, NEWS FEED, FRIENDS, TEAMS, CHALLENGES (highlighted with a red circle), YOUR DEPARTMENTS, and ADMIN. Below the navigation bar, there is a notification: "Hello! You have unanswered questions". The main content area is titled "Your Stats" and includes a purple button labeled "+ ADD AN ENTRY". A progress bar shows "0 steps" out of a "goal 5,000" steps, with a note: "5,000 steps needed daily for the rest of the month to meet your goal of 5,000 per day." Below the progress bar are three buttons: TODAY, WEEKLY, and MONTHLY. To the right, a user profile for "pinnaclezo012" is shown with the following statistics:

- Last Login: Mar 3 @ 12:10pm
- Walker Since: Feb 1 2021 @ 8:00am
- 170 ENTRIES
- 216,485 STEPS
- 326,788 STEPS + ACTIVITIES
- 110,303 STEPS IN CONVERTED ACTIVITIES
- 145.2 MILES

STEP 2: YOU WILL SELECT THE CURRENT CHALLENGE FOR FUSD.

The screenshot shows a web interface for challenges. At the top left, the word 'Challenges' is displayed in a large, bold font. To its right is a teal button with the text 'CREATE A CHALLENGE' and a small question mark icon. Below this, a large teal banner features a bar chart icon on the left. To the right of the icon is an orange badge with a star and the word 'Featured'. The main title of the challenge is 'Macro Madness' in white. Below the title, it shows '0 WALKERS' with a person icon, the dates '03/20/2023 - 04/30/2023', and a grey badge that says '(Starts +14 days)'. At the bottom of the page, the text 'You aren't currently in any challenges...' is visible.

STEP 3: YOU WILL BE TAKEN TO THE DASHBOARD FOR THE CURRENT CHALLENGE. PLEASE SELECT THE JOIN BUTTON ON THE LEFT HAND SIDE.



Macro Madness **Steps + Activities** **Pending**
created by adminpinnacle

Start Date	End Date	Goal
Mar 20th, 2023	Apr 30th, 2023	210,000 steps

JOIN!

Invited / Joined


Invited

The screenshot shows a challenge card for 'Macro Madness'. A red circle highlights the 'JOIN!' button on the left side of the card. Below the card, there is a summary bar for 'Invited / Joined' and a list of 'Invited' participants.

STEP 4: ONCE YOU HAVE SUCCESSFULLY JOINED THE CHALLENGE YOU WILL SEE YOUR NAME ON THE LEADER BOARD.

You've joined!

🔍 Hello! You have unanswered questions



Macro Madness

Steps + Activities Pending

created by adminpinnacle

← Back To Challenges

⚙️ ACTIONS

Start Date	End Date	Goal
Mar 20th, 2023	Apr 30th, 2023	210,000 steps

Challenge starts in 14 days

DETAILS

Invited / Joined Hide

Invited

- adminpinnacle

Joined 1 has joined

- pinnaclezo012

HOW TO REGISTER VIA
THE APP ON YOUR
PHONE:

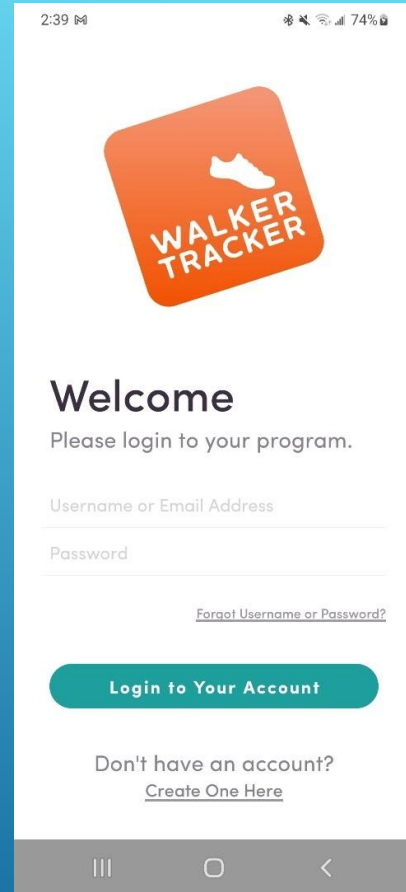
STEP 1: DOWNLOAD THE WALKER TRACKER APP ON YOUR PHONE

Please go to your playstore or apple store and find the WalkerTracker App. Look for this logo →



STEP 2: CREATE AN ACCOUNT

Once you have downloaded the app to your phone, please click on “Create one here”



STEP 3: URL CLIENT CODE

PLEASE ENTER:

PINNACLE.WALKERTRACKER.COM

2:39 [signal] [Wi-Fi] [74%]

X Create Account

Please enter your program's URL below

example.walkertracker.com




Next


NOTE: Most participants will join a program with their organization.


If you are *not* joining an established walking program, you may join our community site.

[list] [home] [back]

STEP 4: PLEASE FILL OUT YOUR OWN PERSONAL INFORMATION

2:53    76%

 Create Account

 Registration for
**Pinnacle Training
Systems**

First Name


Last Name

Email

Username




Password

* Select your Departments

Select... 

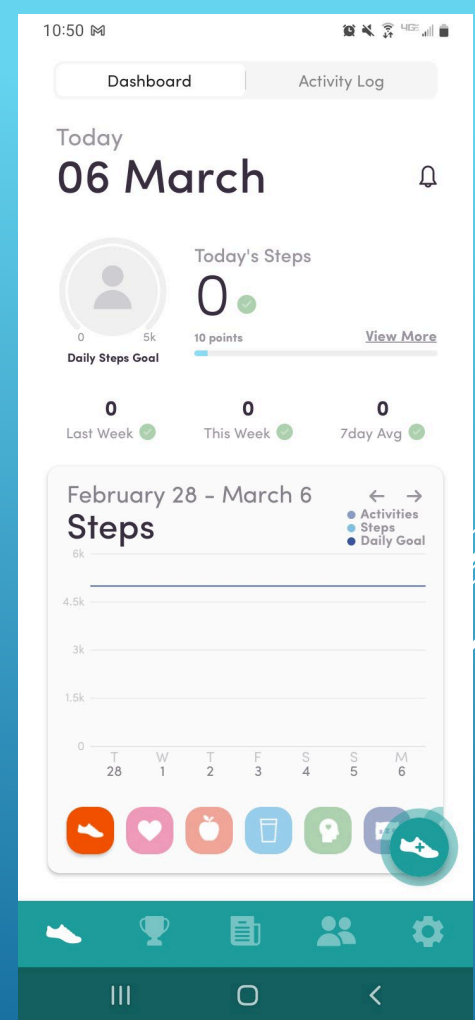
Phone Number: *

Healthcare ID (this number can be found on the

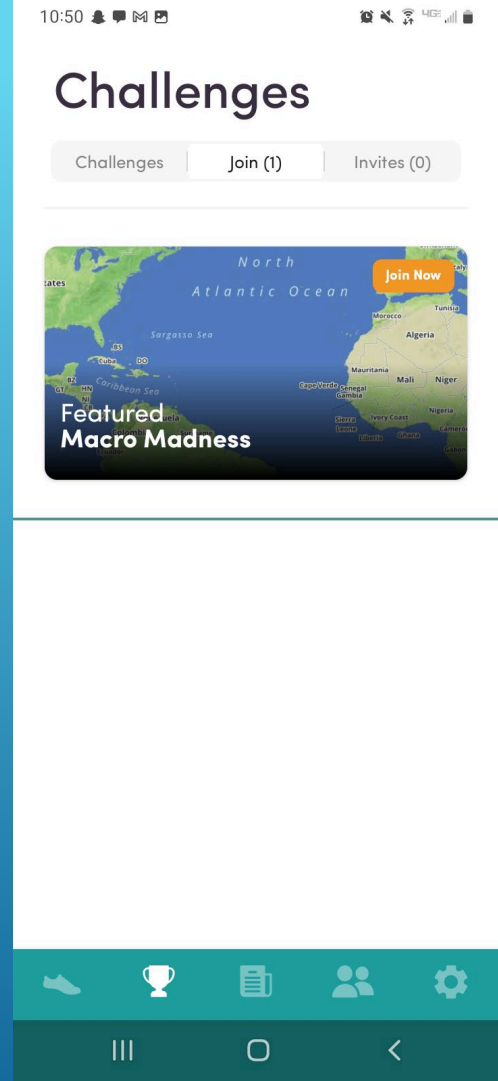
  

HOW TO JOIN THE CHALLENGE ON
THE APP:

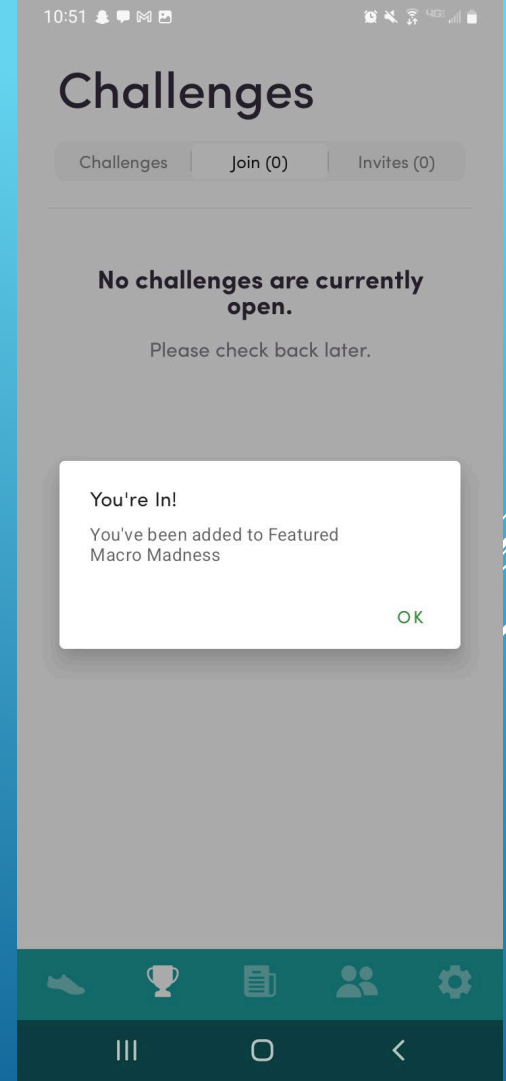
STEP 1: ON YOUR DASHBOARD YOU WILL SEE A TROPHY LOGO ON THE BOTTOM LEFT SIDE OF THE SCREEN. CLICK ON THE TROPHY LOGO.



STEP 2: YOU WILL THEN SELECT THE “JOIN” TAB ON THE CHALLENGE DASHBOARD. SELECT THE CURRENT FUSD CHALLENGE.



STEP 3: ONCE YOU SELECT THE CURRENT FUSD CHALLENGE YOU WILL RECEIVE THIS NOTIFICATION ON YOUR PHONE.



FOR HELP REGISTERING, OR IF YOU HAVE
ANY QUESTIONS:

PLEASE CONTACT DEZIREE AT
FUSD@PINNACLETRAININGSYSTEMS.COM
OR (559)917-8137