

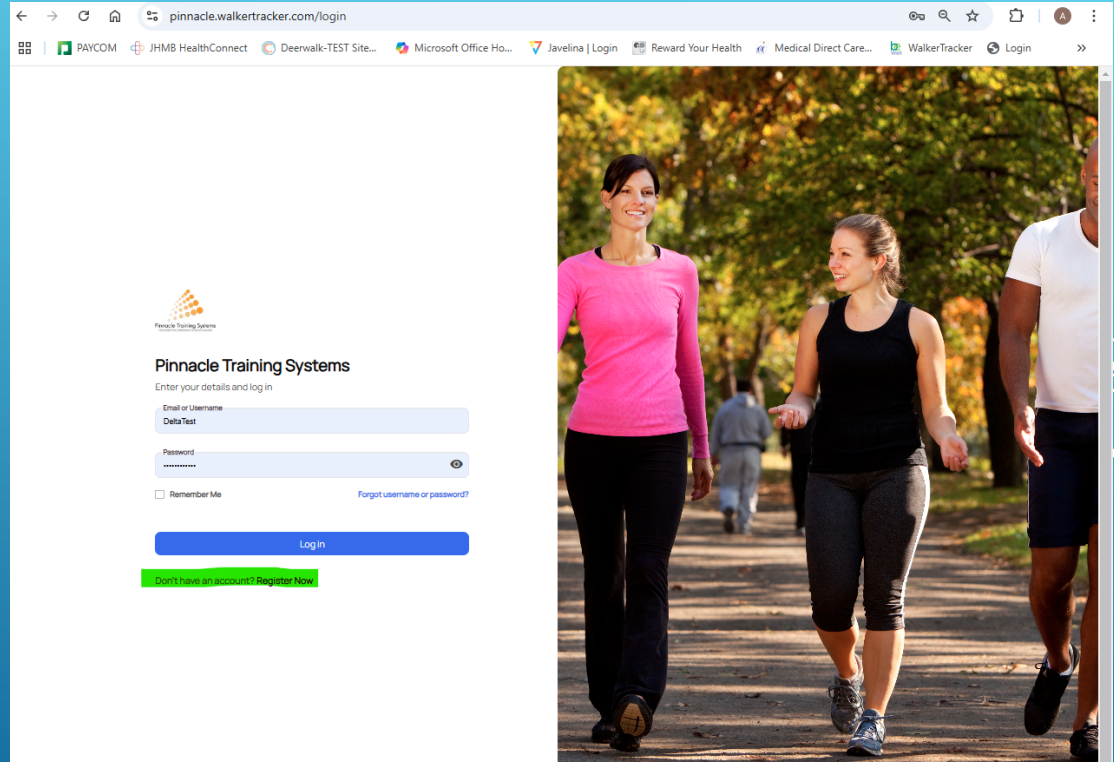
How to Register and Join a Challenge on Be Well (Formerly Walker Tracker)



HOW TO REGISTER USING YOUR COMPUTER

STEP 1: GO TO PINNACLE.WALKERTRACKER.COM

Once you are on the website,
please click on "register now"



The screenshot shows a web browser window with the URL `pinnacle.walkertracker.com/login`. The browser's address bar and tabs are visible at the top. The main content area features the Pinnacle Training Systems logo, which consists of a stylized orange and yellow dot pattern above the text "Pinnacle Training Systems". Below the logo, the heading "Pinnacle Training Systems" is followed by the instruction "Enter your details and log in". There are two input fields: "Email or Username" with the placeholder text "Delta Test" and "Password" with a masked password "*****" and a toggle icon. Below these fields are a "Remember Me" checkbox and a link for "Forgot username or password?". A blue "Log in" button is positioned below the form. At the bottom of the form area, a green button with white text reads "Don't have an account? Register Now". To the right of the login form is a large photograph of three people (two women and one man) walking on a tree-lined path in a park.


STEP 2: FILL OUT THE FOLLOWING FORM

Please fill out the following form
with your information.

Pinnacle Training Systems Create a New Account

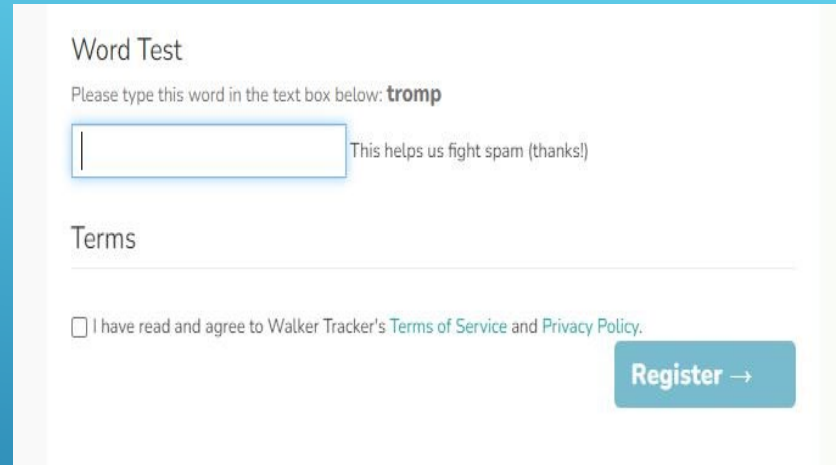
All Fields are required.

First Name	Last Name
<input type="text" value="First Name"/>	<input type="text" value="Last Name"/>
User Name	Email Address
<input style="border: 2px solid red;" type="text" value="username01"/>	<input type="text" value="name@email.com"/>
<small>This member username has already been taken. The username field is required</small>	
Password	Confirm Password
<input style="border: 2px solid red;" type="password" value="*****"/>	<input type="password" value="*****"/>
<small>Has at least 8 characters. Has at least one lowercase letter. Has at least one capital letter. Has at least one number. Has at least one special character. The password field is required</small>	
* Select Your Organization	
<input type="text" value="Organization name search, and click to select"/>	
<small>Please see our Terms of Service and Privacy Policy. Clicking 'Register' indicates your acceptance. Your program administrator may send you email using this system. You will have the opportunity to opt out of emails in your settings after registration.</small>	
<input type="button" value="Register Now"/>	

Powered by 

STEP 3: FINAL REGISTERING STEP

Once you complete step 2 (filling out the form with all your personal information). Before you click “REGISTER” please make sure to type the corresponding word into the text box (This word will be different for each participant registering).



Word Test

Please type this word in the text box below: **tromp**

This helps us fight spam (thanks!)

Terms

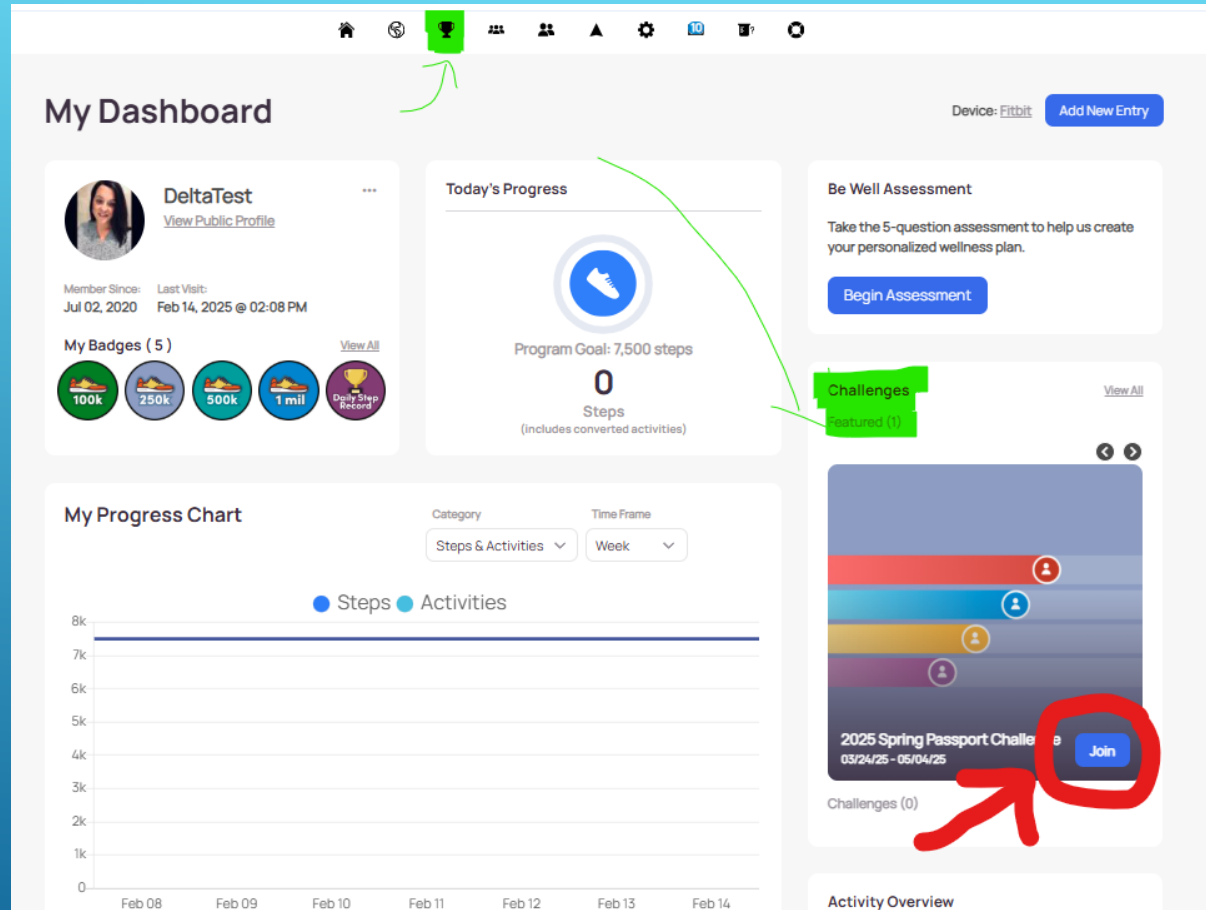
I have read and agree to Walker Tracker's Terms of Service and Privacy Policy.

[Register →](#)

HOW TO JOIN THE CHALLENGE ON
THE WEBSITE:

STEP1: There is a Challenges box to the right side of your Dashboard.

The challenge will appear in this box and you can click join right there.



HOW TO REGISTER VIA
THE APP ON YOUR
PHONE:



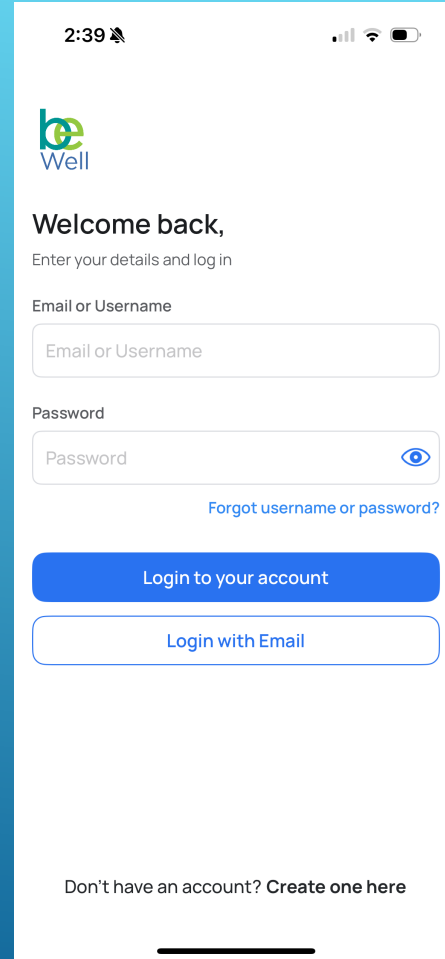
STEP 1: DOWNLOAD THE BE WELL APP ON YOUR PHONE

Please go to your playstore or apple store and find the Be Well by Terryberry App. Look for this logo →



STEP 2: CREATE AN ACCOUNT

Once you have downloaded the app to your phone, please click on "Create one here"




2:39

be
Well

Welcome back,
Enter your details and log in

Email or Username

Password

[Forgot username or password?](#)

Login to your account

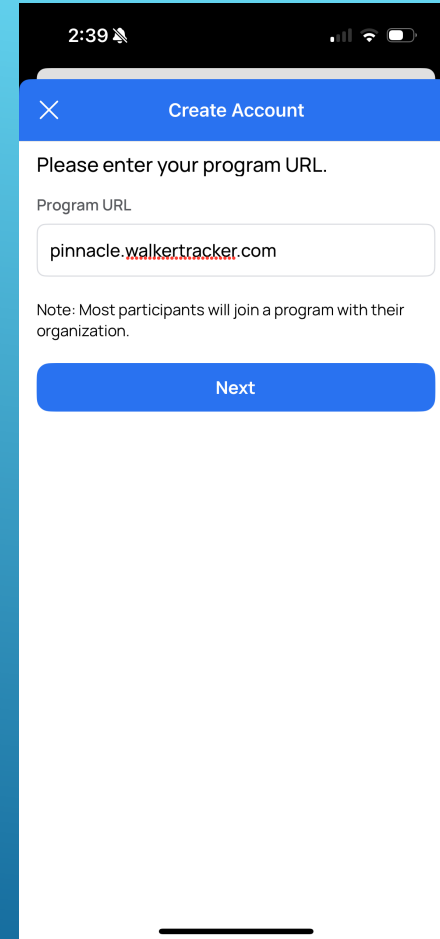
Login with Email

Don't have an account? [Create one here](#)

STEP 3: URL CLIENT CODE

PLEASE ENTER:

PINNACLE.WALKERTRACKER.COM



2:39

×

Create Account

Please enter your program URL.

Program URL

pinnacle.walkertracker.com

Note: Most participants will join a program with their organization.

Next

STEP 4: PLEASE FILL OUT YOUR OWN PERSONAL INFORMATION

2:39

Create Account

Pinnacle Training Systems Create a New Account

All Fields are required.

First Name

First Name

Last Name

Last Name

User Name

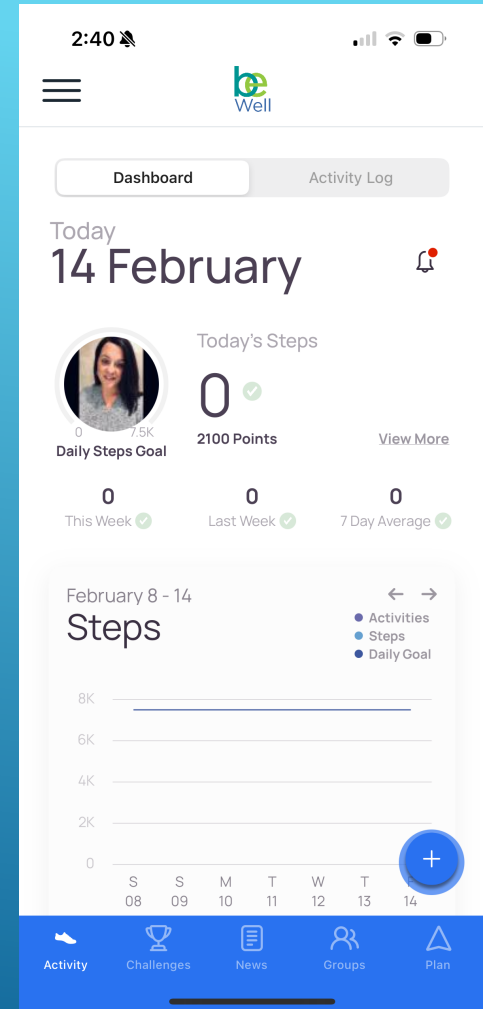
username01

Email Address

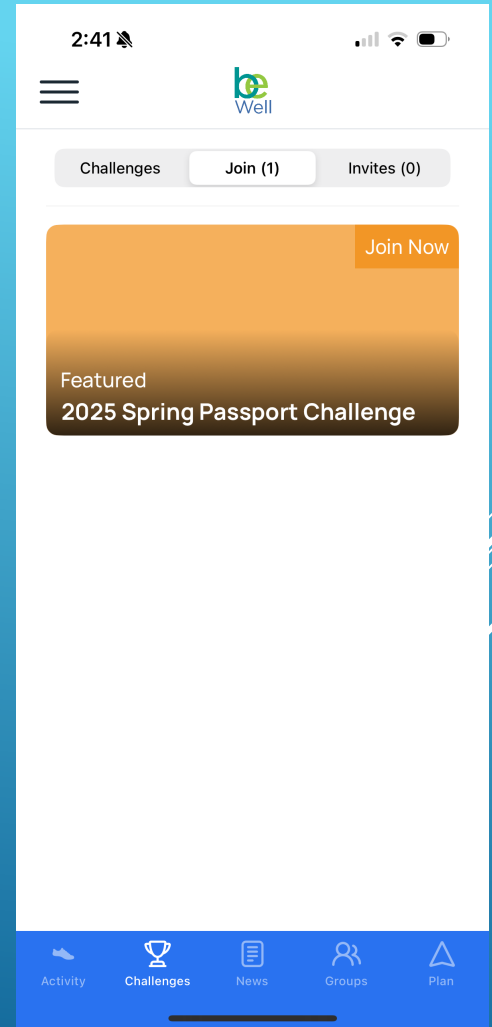
name@email.com

HOW TO JOIN THE CHALLENGE ON
THE APP:

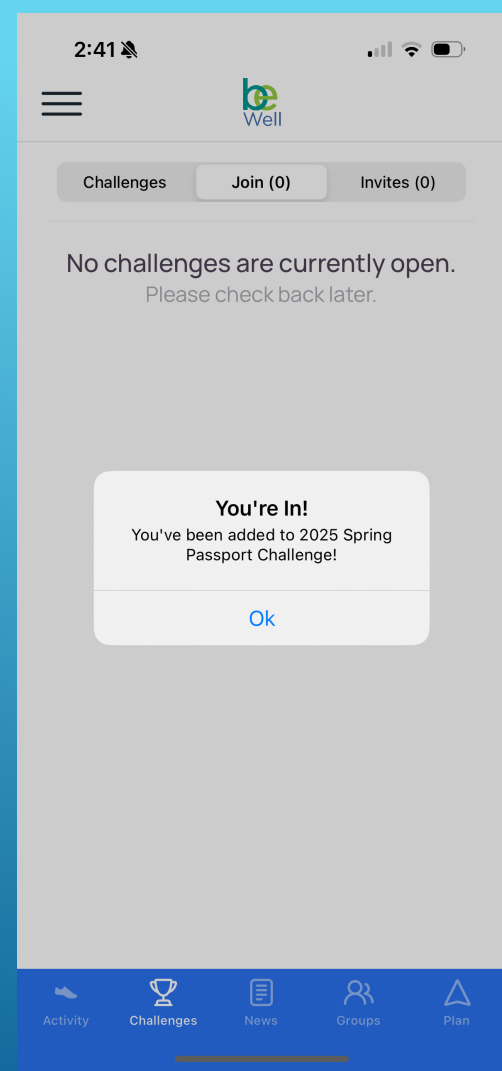
STEP 1: ON YOUR DASHBOARD YOU WILL SEE A TROPHY LOGO ON THE BOTTOM LEFT SIDE OF THE SCREEN. CLICK ON THE TROPHY LOGO.



STEP 2: YOU WILL THEN SELECT THE “JOIN” TAB ON THE CHALLENGE DASHBOARD. SELECT THE CURRENT FUSD CHALLENGE.



STEP 3: ONCE YOU SELECT THE CURRENT FUSD CHALLENGE YOU WILL RECEIVE THIS NOTIFICATION ON YOUR PHONE.



FOR HELP REGISTERING, OR IF YOU HAVE
ANY QUESTIONS:

PLEASE CONTACT DEZIREE AT
FUSD@PINNACLETRAININGSYSTEMS.COM
OR (559)917-8137